



## ASX Release / Media Release

2 November 2011

### MIRVAC FIRST QUARTER OPERATIONAL UPDATE

Today, Mirvac Group (“Mirvac” or the “Group”) [MGR.ASX] held its FY12 Q1 Operational Update and reaffirmed its forecast operating EPS guidance of 10.5 to 10.6 cents per stapled security (“cpss”) and distribution guidance of 8.2 to 8.4 cpss.

Commenting on the quarter, Mirvac’s Managing Director, Nick Collishaw said, “Mirvac Property Trust has continued to perform well in the current environment with our retail centres recording positive sales growth and maintaining high occupancy levels. Our successful leasing campaign at 10-20 Bond Street, Sydney has continued in the quarter with the building now almost 90 per cent committed, well ahead of our original target. We have also realised \$127 million from our FY12 asset sale program at book value, reconfirming their underlying value.”

“We also remain focused on securing development returns via pre-sales and leveraging strategic relationships to demonstrate the Group’s expertise in commercial developments. The Group is well placed on both these objectives with over \$925 million in residential exchanged pre-sales and the commencement of strategic relationships with K-REIT Asia and Aviva Investors demonstrating our proactive approach to managing development risk and Mirvac’s capital position.”

#### Key first quarter highlights for Mirvac Property Trust (“MPT” or the “Trust”) included:

- high portfolio occupancy rate of 97.8 per cent;
- maintained strong WALE<sup>1</sup> of 6 years;
- leased 33,041 sqm of space (2.5 per cent of the net lettable area);
- asset sales realised book value of \$127 million<sup>2</sup>, representing 63.5 per cent of MPT’s FY12 asset sale program;
- MAT<sup>3</sup> growth from retail centres of 1.5 per cent; and
- sustainable retail tenant occupancy costs of 13.6 per cent<sup>4</sup>.

#### Key first quarter highlights for the Development Division included:

- Introduced strategic relationships to release \$251.8 million<sup>5</sup> in capital :-
  - 50 per cent sale of 8 Chifley Square, Sydney to K-REIT Asia; and
  - an agreement to sell 50 per cent of Hoxton Distribution Park to Aviva Investors
- \$925.2<sup>6</sup> million held in residential exchanged pre-sale contracts;
- secured 395 lot settlements and on track to achieve 1,800 lot settlements for FY12;
- 54 per cent of forecast FY12 Lot sales secured by settlements and exchanges
- new release projects demonstrably at the right price points and in the right locations, including
  - Yarra Point, 77 per cent pre sold with \$140.1 million<sup>7</sup> in exchanged contracts; and
  - Over 8,000 registrations of interested parties at Harold Park ahead of the official release.

<sup>1</sup> Weighted average lease expiry.

<sup>2</sup> Includes Ballina Central which settled for \$29.0m on 21/9/ 2011, Taree City Centre which settled for \$53.5m on 14/10/11 and Peninsula Lifestyle which exchanged for \$44.5m and is expected to settle in the Q2 of FY12.

<sup>3</sup> Total moving annual turnover.

<sup>4</sup> Specialty occupancy cost excludes CBD centres. Including CBD centres 14.4 per cent.

<sup>5</sup> Assuming low end of sales price range for 8 Chifley Square, Sydney of \$154.4m and \$97.4m for Hoxton Distribution Park.

<sup>6</sup> Total exchanged pre-sale contracts as at 30/9/11, adjusted for Mirvac’s share of JV’s, associates, and Mirvac managed funds.

<sup>7</sup> Total exchanged pre-sales contracts as at 30/9/11.



## ASX Release / Media Release

### Group

Mr Collishaw concluded, “Mirvac remains focused on our two core Divisions, with our Development Division focused on increasing its return on invested capital, while in the Investment Division, optimising the earnings of our portfolio is our priority.”

“Mirvac’s capital position is robust and we are well placed to withstand continued volatility or disruption in overseas financial markets. Our funding needs are met from cash flow and existing debt facilities and we do not have any unfunded debt maturities in FY12,” he said.

Further information in relation to Mirvac’s first quarter performance is contained in the accompanying investor presentation.

### **ENDS**

---

For more information, please contact:

Investor Enquiries:  
Jessica O’Brien  
Group Investor Relations Manager  
+61 2 9080 8458

Media Enquiries:  
Rosalie Duff  
Group Communications Manager  
+61 2 9080 8397

# by mirvac

fy12 q1 operational update

2 november 2011

**GROUP Q1 HIGHLIGHTS**

**INVESTMENT**

**DEVELOPMENT**

› **COMMERCIAL**

› **RESIDENTIAL**

**HOTELS STRATEGIC REVIEW UPDATE**

**CORPORATE RESPONSIBILITY AND SUSTAINABILITY Q1 ACTIVITY**


**FY12 OUTLOOK**

# GROUP Q1 HIGHLIGHTS



- › Introduced strategic partners to release **\$251.8m<sup>1</sup>** in capital:
  - › K-REIT – **50%** of 8 Chifley Square, and
  - › Aviva Investors – **50%** of Hoxton Distribution Park,
- › Realised book value on **\$127m<sup>2</sup>** of Mirvac Property Trust asset sales – 63.5% of \$200m FY12 program
- › Leased **33,041 sqm** (2.5% of NLA<sup>3</sup>) during Q1
- › **\$925.2m<sup>4</sup>** in residential exchanged pre-sales contracts
- › Business simplification continues; strategic review of Hotels business progressing to phase two

**Sustainable model delivers across business cycles**



- 1) Assuming low end of sales price range for 8 Chiefly Square of \$154.4m to \$169.8m; and \$97.4m for Hoxton Distribution Park.
- 2) Includes Ballina Central which settled for \$29.0m on 21 September 2011, Taree City Centre which settled for \$53.5m on 14 October 2011, and Peninsula Lifestyle, which exchanged for \$44.5m and is expected to settle in Q2 of FY12.
- 3) Net lettable area.
- 4) Total exchanged pre-sales contracts as at 30 September 2011, adjusted for Mirvac's share of joint ventures, associates, and Mirvac managed funds.
- 5) By book value as at 30 June 2011, including assets under development and indirect investments.
- 6) Development division invested capital at 30 June 2011 (comprising inventory, and investments/loans in joint ventures and associates).

# INVESTMENT – MPT



275 KENT STREET, SYDNEY, NSW

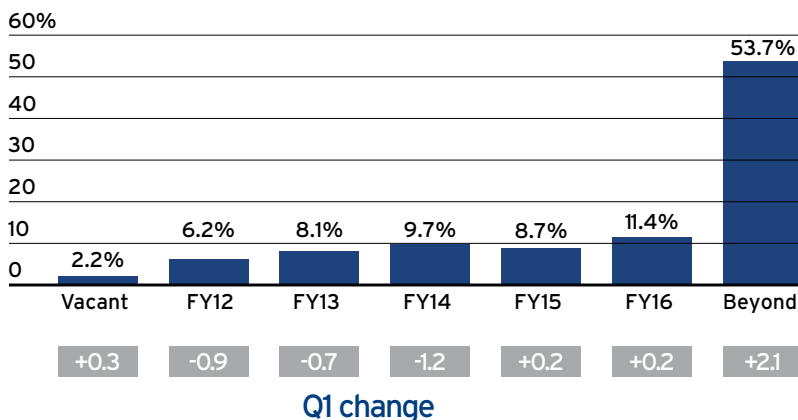
# INVESTMENT – MPT Q1 HIGHLIGHTS



## MPT continues to deliver sustainable results

- › High portfolio occupancy rate of **97.8%**
- › Strong WALE<sup>1</sup> of **6.0** years
- › **33,041 sqm** leased (2.5% of NLA) during Q1
- › Realised book value on **\$127m<sup>2</sup>** of Mirvac Property Trust asset sales – 63.5% of \$200m FY12 program

MPT - Lease expiry profile by area<sup>3</sup>



Sector	Occupancy <sup>3</sup>		WALE <sup>3</sup>	
	Sep 11	Jun 11	Sep 11	Jun 11
Office	97.5%	97.8%	6.3	6.3
Retail	98.8%	99.0%	5.8	6.1
Industrial	97.2%	97.2%	5.6	5.9
MPT	97.8%	98.1%	6.0	6.2

1) Weighted average lease expiry.

2) Includes Ballina Central which settled for \$29.0m on 21 September 2011, Taree City Centre which settled for \$53.5m on 14 October 2011, and Peninsula Lifestyle, which exchanged for \$44.5m and is expected to settle in Q2 of FY12.

3) By area, excluding assets under development.

# INVESTMENT – MPT Q1 HIGHLIGHTS



## Office

- > Strong first quarter leasing activity with **35.2%** of FY12 expiries committed<sup>1</sup>
- > 10-20 Bond Street now **89.9%**<sup>2</sup> committed – ahead of 70.0% target by December 2011
- > Maintained strong office portfolio WALE of **6.3**<sup>3</sup> years

## Retail

- > High portfolio occupancy at **98.8%**
- > Non-discretionary portfolio focus of **84.5%**<sup>4</sup>
- > Sustainable occupancy cost of **13.6%**<sup>5</sup>; low arrears of **0.09%**<sup>6</sup>

1) Includes signed leases and Heads of Agreement.  
 2) Includes 78.5% signed leases and 11.4% Heads of Agreement.  
 3) Office portfolio WALE by NLA.  
 4) Assets owned at 30 September 2011, by book value as at 30 June 2011, excluding development assets and indirect property investments.  
 5) Specialty occupancy cost excludes CBD centres. Including CBD centres 14.4%.  
 6) Aged trade receivables as a proportion of gross monthly billings.  
 7) Total moving annual turnover.  
 8) Excludes centres that are undergoing or have undergone substantial redevelopment in the past 24 months.



10-20 BOND STREET, SYDNEY, NSW

Category	30 Sep 11 MAT <sup>7</sup> psm	30 Sep 11 Comparable MAT Growth	30 Jun 11 MAT <sup>7</sup> psm	30 Jun 11 Comparable MAT Growth
Sub Regional	\$7,038	1.6%	\$6,856	2.0%
CBD Retail	\$8,120	0.9%	\$8,100	2.1%
Neighbourhood	\$13,868	0.4%	\$13,713	1.8%
<b>Total Portfolio</b>	<b>\$7,301</b>	<b>1.5%<sup>8</sup></b>	<b>\$7,120</b>	<b>2.0%<sup>8</sup></b>



# COMMERCIAL MARKET OUTLOOK



## Office

Weighting  
**57.0%**<sup>1</sup>

FY12



Medium term  
forecast



Office markets nationally continue to benefit from falling vacancy rates, positive net absorption and prime gross face rental growth. Whilst volatility in financial markets and Eurozone debt issues have impacted business confidence, the low level of construction activity should ensure the vacancy rate declines further.

## Retail

Weighting  
**30.2%**<sup>1</sup>

FY12



Medium term  
forecast



Retail sector fundamentals remain mixed. Personal income growth continues to be solid, while markets now factor in further interest rate declines. Consumers however remain cautious, which has resulted in a rise in the saving ratio. Against this backdrop there is unlikely to be a significant change in the retail sector vacancy rate over the following six months.

## Industrial

Weighting  
**6.4%**<sup>1</sup>

FY12



Medium term  
forecast



Demand in the industrial sector continues to improve with supply growing at a subdued rate. This has resulted in modest upward pressure on rents, while vacancy rates have exhibited some tightening; trends which are expected to continue.

1) By book value as at 30 June 2011, excluding assets under development and indirect investments.

HOXTON DISTRIBUTION PARK, SYDNEY, NSW



# COMMERCIAL DEVELOPMENT ACTIVITY



## 1 8 Chifley Square, Sydney, NSW (Office)

- > Sale achieved for \$154.4m to \$169.8m and construction commenced
- > Currently in advanced leasing negotiations

## 2 Old Treasury Building, Perth, WA (Office)

- > Development Application approved for 30,000 sqm prime office with practical completion in FY15
- > 100% pre-leased to WA Government for 25 year term

## 3 190-200 George Street, Sydney, NSW (Office)

- > Stage 1, Development Application approved for 38,000 sqm office development
- > Stage 2, Development Application being prepared with leading architects short-listed

## 4 Hoxton Distribution Park, Sydney, NSW (Industrial)

- > Sale of 50% interest to Aviva Investors for \$97.4m (capitalisation rate of 7.5%)
- > Settlement expected in March 2012

## 5 Nexus Industry Park (Building 4), Prestons, NSW (Industrial)

- > Practical completion achieved in October 2011
- > 100% pre-leased to HPM Legrand Australia

## 6 Kawana Shopping World, Buddina, QLD (Retail)

- > Development Application underway for redevelopment with new Aldi supermarket and additional specialities
- > Construction expected to commence in FY12

## 7 Stanhope Village, Stanhope Gardens, NSW (Retail)

- > Development Application approval sought for redevelopment works to Kmart mall extension and new Aldi supermarket
- > Construction expected to commence in FY12

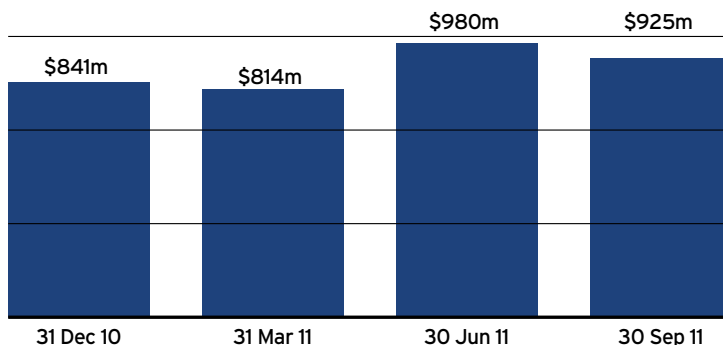


# RESIDENTIAL DEVELOPMENT Q1 ACTIVITY

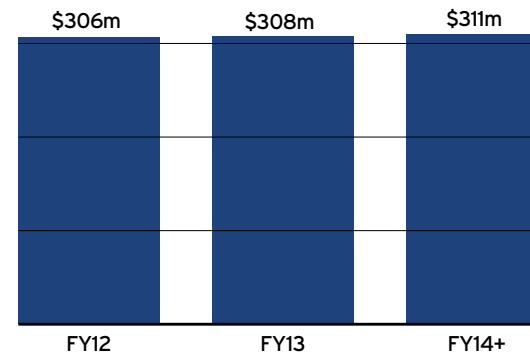


- › **\$925.2m<sup>1</sup>** in residential exchanged pre-sales contracts
- › **395** lots settled and on track to achieve **1,800** lot settlements for FY12
- › **54%** of FY12 lots secured by settlements and exchanges
- › New release projects are at the right price points in the right locations:
  - › Yarra Point – **77%** pre sold, \$140.1m<sup>2</sup> in exchanged contracts
  - › Harold Park – **8,000** registrations of interest ahead of release

12 month historical pre-sales



Forecast settlements of exchanged contracts<sup>1</sup>



1) Total exchanged pre-sales contracts as at 30 September 2011, adjusted for Mirvac's share of joint ventures, associates, and Mirvac managed funds.

2) Total exchanged pre-sales contracts as at 30 September 2011.

# DEVELOPMENT PIPELINE



Profit recognition profile<sup>1</sup>

Project	Stage	Ownership	FY12	FY13	FY14	FY15	FY16
			<b>Project status key</b> <span style="color: green;">■</span> Settlements have commenced <span style="color: blue;">■</span> Under construction <span style="color: grey;">■</span> Active <span style="color: olive;">■</span> Marketing <span style="color: darkblue;">■</span> Planning <span style="color: darkgrey;">■</span> Under negotiation				
<b>Commercial projects</b>			<b>Currently marketing part share sell down of commercial projects</b>				
Hoxton Park Distribution Centre, NSW <sup>2</sup>			<span style="color: blue;">■</span>				
Various projects		N/A		<span style="color: darkgrey;">■</span>			
8 Chifley Square Sydney, NSW		50%			<span style="color: blue;">■</span>		
Old Treasury Building, WA		100%			<span style="color: darkblue;">■</span>		
664 Collins Street, VIC		100%				<span style="color: darkgrey;">■</span>	
<b>Residential projects - Apartments</b>							
Rhodes Waterside, NSW	Eliya	20%	<span style="color: green;">■</span> 107 lots				
Rhodes Waterside, NSW	Water's Edge	20%	<span style="color: blue;">■</span> 114 lots				
Waterfront Newstead, QLD	Park Precinct	100%		<span style="color: blue;">■</span> 102 lots			
Yarra's Edge, VIC	Yarra Point	100%		<span style="color: blue;">■</span> 201 lots			
Chatswood, NSW	Chatswood, Era	100%			<span style="color: blue;">■</span> 295 lots		
Rhodes Waterside, NSW	Pinnacle	20%			<span style="color: blue;">■</span> 231 lots		
Townsville, QLD	Mariner's Peninsula	100%			<span style="color: olive;">■</span> 71 lots		
Hamilton, QLD	Stages 1 to 3	100%			<span style="color: olive;">■</span> 580 lots		
Harold Park, NSW	Precinct 1 & 2	100%			<span style="color: darkblue;">■</span> 460 lots		
Yarra's Edge, VIC	Towers 6, 7 and 9	100%				<span style="color: darkblue;">■</span> 306 lots	
<b>Residential projects - Land</b>							
Endeavour House, NSW	All stages	100%	<span style="color: grey;">■</span> 109 lots				
Yarra's Edge, VIC	River Homes (stages 3 & 4)	100%	<span style="color: blue;">■</span> 35 lots				
Middleton Grange, NSW	All stages	100%	<span style="color: grey;">■</span> 361 lots				
Jane Brook, WA	All stages	100%	<span style="color: grey;">■</span> 204 lots				
Gainsborough Greens, QLD	Precincts 1 to 7	100%	<span style="color: grey;">■</span> 1,147 lots				
Waverley Park, VIC	All stages	100%	<span style="color: grey;">■</span> 478 lots				
Harcrest, VIC	All stages	20%	<span style="color: grey;">■</span> 796 lots				
Elizabeth Hills, NSW	All stages	PDA	<span style="color: blue;">■</span> 651 lots				
Eastern Golf Club, VIC <sup>3</sup>	All stages	100%			<span style="color: darkblue;">■</span> 267 lots		
Rockbank, VIC	Stage 1	50%			<span style="color: darkblue;">■</span> 568 lots		

- 1) Project lot settlements over EBIT contributing period.
- 2) Binding agreement for sale of 50% entered into with Aviva Investors on 30 September 2011.
- 3) Contract is subject to vendor being granted planning approval on their future site.

# RESIDENTIAL MARKET OUTLOOK



The national dwelling shortfall continues to increase even as population growth slows. Housing affordability, the changing ethnic mix of migrants and an ineffective transport system is continuing to increase the preference of higher density living, particularly apartments.

## NSW

Weighting 29.0% <sup>1</sup>	FY12 	Medium Term Forecast 	In NSW the culmination of weak residential building activity, solid population growth and a greater availability of mortgage finance (post the global financial crisis) has resulted in a recovery in NSW dwelling construction. However, this improvement has been dominated by medium density dwellings; a trend that looks likely to continue.
---------------------------------	----------	--------------------------	---

## VIC

Weighting 24.8% <sup>1</sup>	FY12 	Medium Term Forecast 	The Victorian market has delivered strong growth in construction over the past few years, aided by continuing land release, state grants and robust population growth. More recently, the strength of dwelling construction has been driven by medium density dwellings. Although economic conditions in the state remain favourable, more moderate population growth points to a slower pace of construction activity in the future.
---------------------------------	----------	--------------------------	---

## QLD

Weighting 27.2% <sup>1</sup>	FY12 	Medium Term Forecast 	The QLD residential property market has been adversely impacted by a combination of weak interstate migration, a slowing in net overseas migration, soft economic conditions and natural disasters. The near-term prospects remain uninspiring however, longer term, the significant investment by resource companies, in tandem with a pick-up in population growth, should lead to improvement in the residential housing market.
---------------------------------	----------	--------------------------	---

## WA

Weighting 19.0% <sup>1</sup>	FY12 	Medium Term Forecast 	The WA residential property market remains subdued. Although the short-term prospects for the residential housing market remain soft, the second resources investment boom which is starting to unfold, should herald stronger dwelling demand and, with it, a strengthening of prices.
---------------------------------	----------	--------------------------	---

<sup>1</sup>) Forecast revenue from lots under control at 30 June 2011, adjusted for Mirvac's share of joint venture, associates and Mirvac's managed funds

- › Mirvac commenced a strategic review of its Hotels business in June 2011
- › Initial phase of review closed in September 2011
- › Strength of interest resulted in phase two of the review being explored
- › Mirvac will update market once an outcome is known

# CORPORATE RESPONSIBILITY AND SUSTAINABILITY Q1 ACTIVITY



Mirvac demonstrates its ongoing commitment to sustainability and the development of its people

- › In partnership with Bond University, the Mirvac Masters Program was relaunched in September 2011
  - › This program offers a Master of Real Estate (Sustainable Development), which supports Mirvac's drive for sustainable excellence
- › Continued progress towards target of 4 Star NABERS Energy by December 2012
  - › MPT achieved NABERS Energy rating upgrades to 4 Star for 340 Adelaide Street, Brisbane, QLD and John Oxley Centre, QLD (from 1.5 Star and 3 Star respectively)
- › MPT received \$2.5m in federal government grants from Round 7 of the Australian Government's Green Building Fund for 5 assets

BOND UNIVERSITY, QLD



JOHN OXLEY CENTRE, QLD



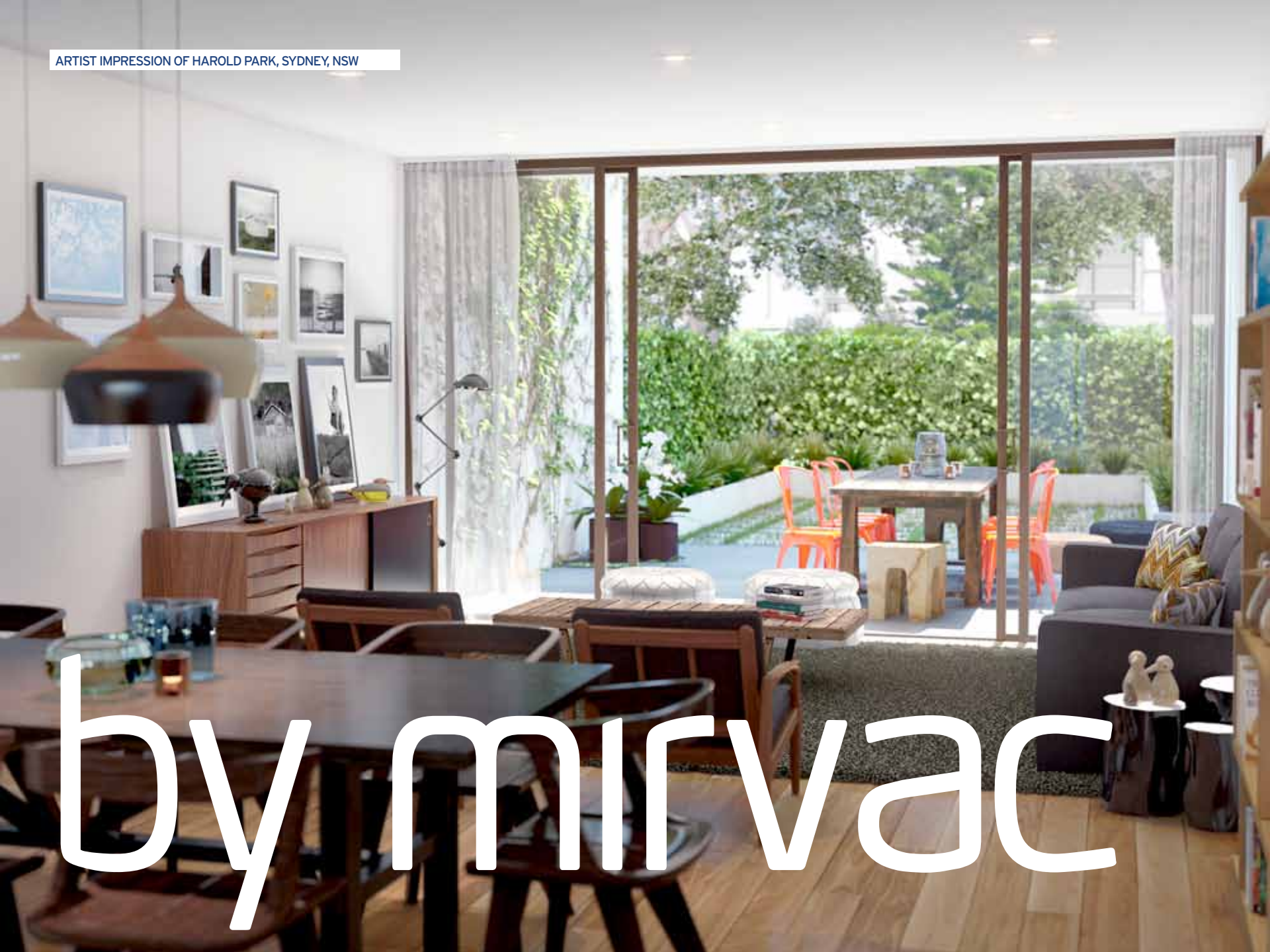
340 ADELAIDE STREET, BRISBANE, QLD





Guidance	FY12
Forecast Group operating profits	\$360 – \$363m <sup>1</sup>
Forecast operating EPS	10.5 – 10.6cpss <sup>1</sup>
Forecast DPS	8.2 – 8.4cpss
Forecast weighted average securities	3,427m

1) Subject to change based on strategic review of hotel division.



by mirvac

## Upcoming conference attendance:

Event	Location	Date
Merrill Lynch 2nd Australian REIT Conference (asset tour)	Sydney	Monday 7 November 2011
Merrill Lynch 2nd Australian REIT Conference (residential panel)	Sydney	Wednesday 9 November 2011

## Announcements:

	Location	Date
Annual General Meeting	Perth	Thursday 17 November 2011
MGR Estimated Distribution Announcement	–	Monday 19 December 2011
December 2011 Quarter Distribution Ex Date	–	Thursday 22 December 2011
1H12 Results Announcement	Sydney	Tuesday 21 February 2012

Investor Relations Contact  
T: (02) 9080 8000  
E: [investor\\_relations@mirvac.com](mailto:investor_relations@mirvac.com)

1) All dates are indicative and subject to change.

# DISCLAIMER AND IMPORTANT NOTICE



Mirvac Group comprises Mirvac Limited ABN 92 003 280 699 and Mirvac Property Trust ARSN 086 780 645. This presentation ("Presentation") has been prepared by Mirvac Limited and Mirvac Funds Limited (ABN 70 002 561 640, AFSL number 233121) as the responsible entity of Mirvac Property Trust (collectively "Mirvac" or "the Group"). Mirvac Limited is the issuer of Mirvac Limited ordinary shares and Mirvac Funds Limited is the issuer of Mirvac Property Trust ordinary units, which are stapled together as Mirvac Group stapled securities. All dollar values are in Australian dollars (A\$).

The information contained in this Presentation has been obtained from or based on sources believed by Mirvac to be reliable. To the maximum extent permitted by law, Mirvac, its affiliates, officers, employees, agents and advisors do not make any warranty, express or implied, as to the currency, accuracy, reliability or completeness of the information in this Presentation or that the information is suitable for your intended use and disclaim all responsibility and liability for the information (including, without limitation, liability for negligence).

This Presentation is not financial advice or a recommendation to acquire Mirvac stapled securities and has been prepared without taking into account the objectives, financial situation or needs of individuals.

Before making an investment decision prospective investors should consider the appropriateness of the information in this Presentation and the Group's other periodic and continuous disclosure announcements lodged with the Australian Securities Exchange having regard to their own objectives, financial situation and needs and seek such legal, financial and/or taxation advice as they deem necessary or appropriate to their jurisdiction.

To the extent that any general financial product advice in respect of the acquisition of Mirvac Property Trust units as a component of Mirvac stapled securities is provided in this Presentation, it is provided by Mirvac Funds Limited. Mirvac Funds Limited and its related bodies corporate, and their associates, will not receive any remuneration or benefits in connection with that advice. Directors and employees of Mirvac Funds Limited do not receive specific payments of commissions for the authorised services provided under its Australian Financial Services Licence. They do receive salaries and may also be entitled to receive bonuses, depending upon performance. Mirvac Funds Limited is a wholly owned subsidiary of Mirvac Limited.

This Presentation contains certain "forward looking" statements. The words "anticipated", "expected", "projections", "forecast", "estimates", "could", "may", "target", "consider" and "will" and other similar expressions are intended to identify forward looking statements. Forward looking statements, opinions and estimates provided in this Presentation are based on assumptions and contingencies which are subject to change without notice, as are statements about market and industry trends, which are based on interpretations of current market conditions. Forward-looking statements including projections, indications or guidance on future earnings or financial position and estimates are provided as a general guide only and should not be relied upon as an indication or guarantee of future performance. There can be no assurance that actual outcomes will not differ materially from these statements. To the full extent permitted by law, Mirvac Group and its directors, officers, employees, advisers, agents and intermediaries disclaim any obligation or undertaking to release any updates or revisions to the information to reflect any change in expectations or assumptions.

An investment in Mirvac stapled securities is subject to investment and other known and unknown risks, some of which are beyond the control of Mirvac, including possible delays in repayment and loss of income and principal invested. Mirvac does not guarantee any particular rate of return or the performance of Mirvac nor do they guarantee the repayment of capital from Mirvac or any particular tax treatment.

Past performance information given in this Presentation is given for illustrative purposes only and should not be relied upon as (and is not) an indication of future performance.

Where necessary, comparative information has been reclassified to achieve consistency in disclosure with current year amounts and other disclosures.

This Presentation is not an offer or an invitation to acquire Mirvac stapled securities or any other financial products and is not a prospectus, product disclosure statement or other offering document under Australian law or any other law. It is for information purposes only.